



HIGH PERFORMANCE ADA DOMES

Industry Leading TekWay High Performance ADA Domes Designed Specifically For Curbside Applications

TekWay ADA Dome-Tiles are considered since 2004 'The Perfect Fit for any Project'™. Our ADA Dome tiles possess the perfect combination of outstanding physical properties, aesthetics and ease of installation. All TekWay products are backed by an authentic commitment to customer service.

StrongGo Industries® offer a full complement of TekWay High Performance ADA Domes, which are fully compliant and right for any job large or small. These durable, aesthetically pleasing domes are available in almost all natural and federal colors, sizes, dome spacing as well as custom shaped tiles. If you are looking for a custom color, size or layout that hasn't been designed yet, we are glad to offer our services.

All TekWay ADA Domes are economically-priced and are by far the best buy when you consider the lifetime of your project.



CHALLENGE	INNOVATIONS	OUTCOME	COMPLIANCE	SAFETY
Heavy Foot and Wheel Traffic	Nano-engineered polymer concrete	Durability & Performance	✓	✓
Higher Vibration and Stresses	TekWay Anchor System	Securely Anchored Tiles	✓	✓
Design requires Cutting of Tile	Structural Fiber-Reinforcement throughout the Tile	Guaranteed Integrity of Tile	✓	✓




All TekWay ADA Domes are designed to withstand inclement weather as well as heavy foot traffic as experienced on curb ramps. Even occasional car-traffic is not an issue for TekWay ADA Domes. Please, be informed and allow yourself to make an intelligent decision on the dome-specification for your next project.

- Fully ADA compliant with perfectly defined and dimensioned Truncated Domes.
- The most durable and also most reliable ADA Domes available on the market.
- 100% developed and manufactured in the U.S.A.
- Proven system for the Visually Impaired Citizens as a reliable device for orientation.
- Completely customizable to fit (almost) any job.



HIGH PERFORMANCE ADA DOMES



NTM
NanoTech Materials

Nano-Tech Materials

TekWay ADA Dome-Tile are made of nano-engineered polymer concrete to achieve a combination of physical, chemical and mechanical properties to surpass standard concrete or plastic domes. The NTM makes it possible to form extremely defined and durable domes, retain color throughout, maintain high slip-resistance and tolerate hot and cold conditions including large temperature swings.



Cross-Section of a perfectly shaped dome



TekWay ADA Domes, are designed with the ability to custom cut and fit tiles in the field to meet specific architectural design requirements. All TekWay products are engineered with nano-engineered polymer concrete along with a continuous fiber reinforced membrane. This allows high flexural strengths and gives installers the ability to easily core and/or saw cut tiles using a diamond blade without concerns of chipping and cracking.

High Performance Domes

As shown, the independently certified ASTM Test Results guarantee that TekWay ADA Domes is the proven system to produce long lasting durability and reliability.

The extremely low water absorption rate of less than 0.09% (Standard concrete has over 5%) and the outstanding compression strength value of greater than 16,800psi (standard concrete is ~3,500psi) together enable TekWay High-Performance ADA Domes to withstand the elements, to resist deterioration, and deliver compliant and reliable warning and direction to the visually impaired users for years to come.

H
High-Perform

VFI

Void-Free Installation

Scan
to discover !



Monolithic Installation

ADA Dome-Tiles must be installed in a solid and uniform attachment to the substrate.

The proven TekWay Anchor System and Installation Instructions together ensure the monolithic and permanent attachment of the Dome-Tile to the substrate needed to withstand the conditions.



TekWay Anchor System

TekWay ADA Domes may be specified in locations where there is potential for moderate vehicle traffic. In such locations, these domes are subjected to extreme vertical loads and lateral shear pressures created by vehicle tires being rotated while in motion or in a static mode. TekWay ADA Dome tiles can handle these loads providing a Solid and Uniform Installation has been achieved.





CERTIFIED ASTM - TEST DATA

PHYSICAL PROPERTY	TEST METHOD	RESULTS
Compression Strength	ASTM C 39-04	>16,800psi
Water Absorption	ASTM C 97	<0.09 %
Freeze / Thaw	ASTM C 1262	=0.00 %
Slip Resistance	ASTM C 1028	Fa >0.85
Flexural Strength	ASTM C 947	>3,000 psi
Tensile Strength	ASTM C 496	>3,000 psi


PD

ance Domes


Natural Colors




Charcoal




Terracotta



Brown


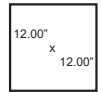
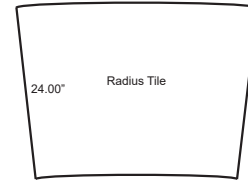
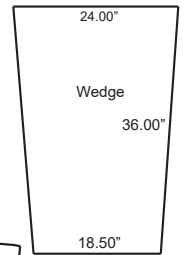


Yellow





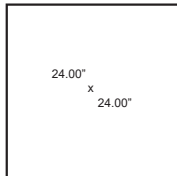


Green


Custom Sizes




Standard Sizes




Federal Colors




Black




White



Red



Yellow



Blue

Please call **1-866-439-3216** or email at **csd@stronggo.com**
 StrongGo Industries, 3296 E. Hemisphere Loop, Tucson, Arizona, 85706

Visit our website at: **www.stronggo.com** or scan QR Code



Made in U.S.A. by StrongGo® Industries

State DOT Approved