




# HIGH PERFORMANCE ADA DOMES

## Industry Leading TekWay® ADA Domes “Architectural Series”

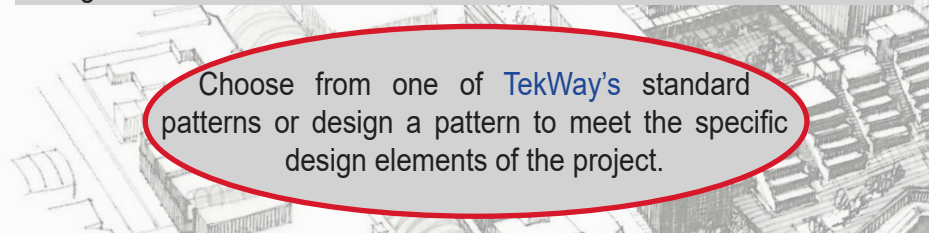
StrongGo® Industries continuing commitment since 2004 to produce ‘The Perfect Fit for any Project’™ has prompted the release of TekWay ADA Dome-Tiles “Architectural Series”. The Architectural Series fills the need for providing ADA compliant detectable warning surfaces along with the ability to incorporate specific design elements into the project. The Architectural Series allows for customizable patterns such as brick, radius and 45° wedge designs into High Performance ADA compliant detectable warning surfaces.





StrongGo Industries offers a full complement of TekWay High Performance ADA Domes which are fully compliant and suitable for any job, large or small. The Architectural Series design can be easily incorporated into new and/or upgrade-requesting projects in a variety of natural colors.

TekWay ADA Domes possess the perfect combination of outstanding physical properties, aesthetics and proven installation for lasting compliance and functionality. TekWay ADA Domes are the only nano-engineered polymer concrete-based ADA Domes available.

The brick pattern is produced in 24 inch by 24 inch and 24 inch by 30 inch tile. The patterns give the project a custom appearance, minimize joints and provide the assurance that the surface will remain flat and long lasting.



Choose from one of TekWay's standard patterns or design a pattern to meet the specific design elements of the project.





The 12 inch by 12 inch block pattern is manufactured in a 24 inch by 36 inch tile to create the charm of the small paver look. The convenience of installing one larger tile eliminates the potential lippage between multiple smaller pavers as well.

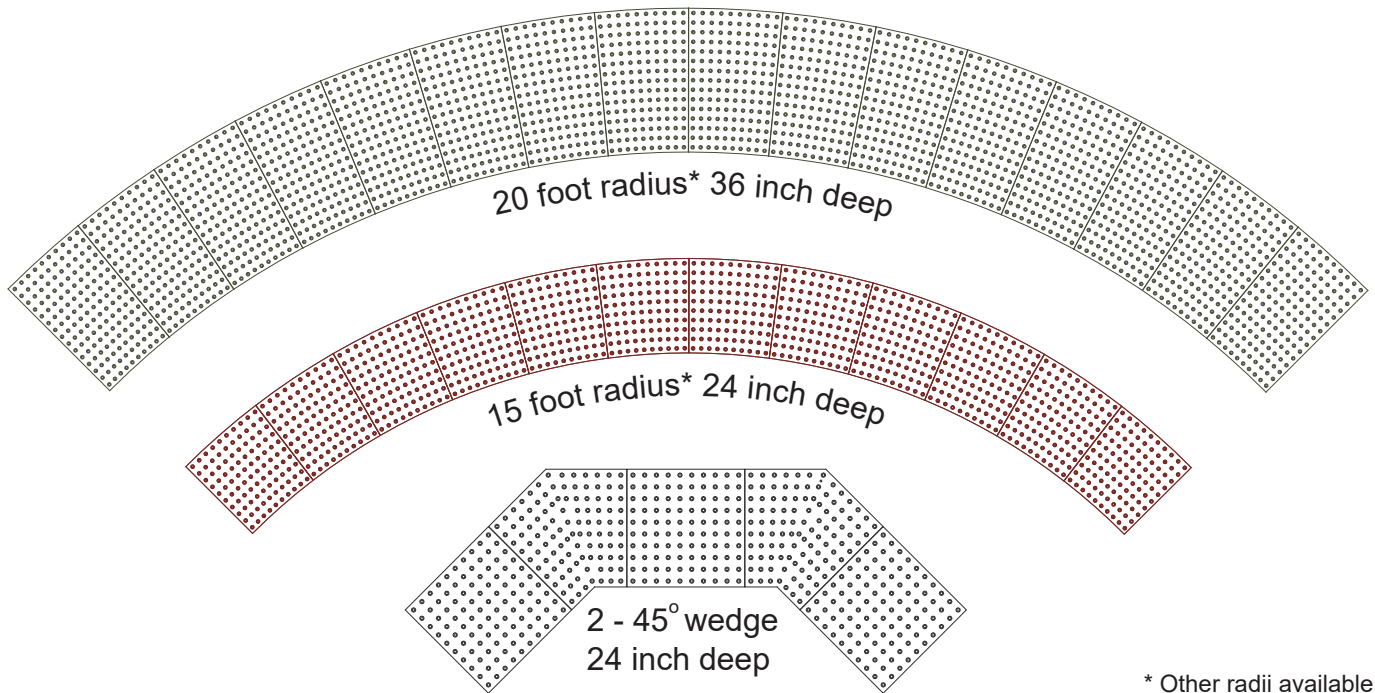


# Design Flexibility Using TekWay® ADA Domes “Architectural Series”

The radius tiles are produced in 24 inch and 36 inch depths, with a radius of 10 feet to 60 feet. Domes are tapered to match the radius so that the ADA dome spacing remains compliant. The uniqueness of this tile provides the flexibility to be incorporated into any radial planning or design.




The 45° wedge design can be used as a transition between TekWay's standard 24 inch tiles as illustrated below.




\* Other radii available


## Available in these Natural Colors




Charcoal




Terracotta



Yellow



Brown



Green

Please call **1-866-439-3216** or email at [csd@stronggo.com](mailto:csd@stronggo.com)  
StrongGo® Industries, 3296 E. Hemisphere Loop, Tucson, Arizona, 85706

Visit our website at: [www.stronggo.com](http://www.stronggo.com) or scan QR Code



Made in U.S.A. by StrongGo® Industries

State DOT Approved